


BACK TO CHIROPRACTIC & ZOOM

Hope you had a nice drive to the seminar!

No more traffic!



and now a comfy couch and a great lunch!

TOUR OF THE ZOOM CONTROLS


 Audio: click on icon to mute & unmute.

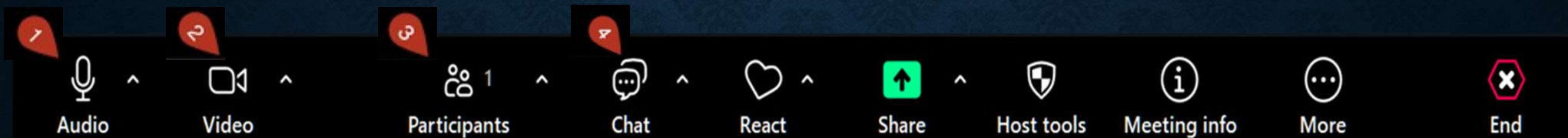
Please stay muted unless you have a question about the class material. (all tech issues use chat or call us)
To ask a question unmute and re-mute when done.

 Video: click on icon to start and stop video.

Board requires that your camera is on during class.

 Participants: click on icon to see all the participants.

 Chat: click on icon to interact with instructor.
Exam link and other info will be posted here.



Participants: click on icon to see all the participants on top right of Zoom screen.

The screenshot shows a Zoom meeting in progress. The main window displays a presentation slide titled "99358 and 99359" with text explaining billing rules for these codes. The slide content is as follows:

99358 and 99359

To bill 99358, which is for before or after direct care, you must spend 31 or more minutes in record review before using 99358, and 76 or more minutes before using 99358 and 99359.

99358 is for the first hour but you cannot bill it until you spend more than 30 minutes

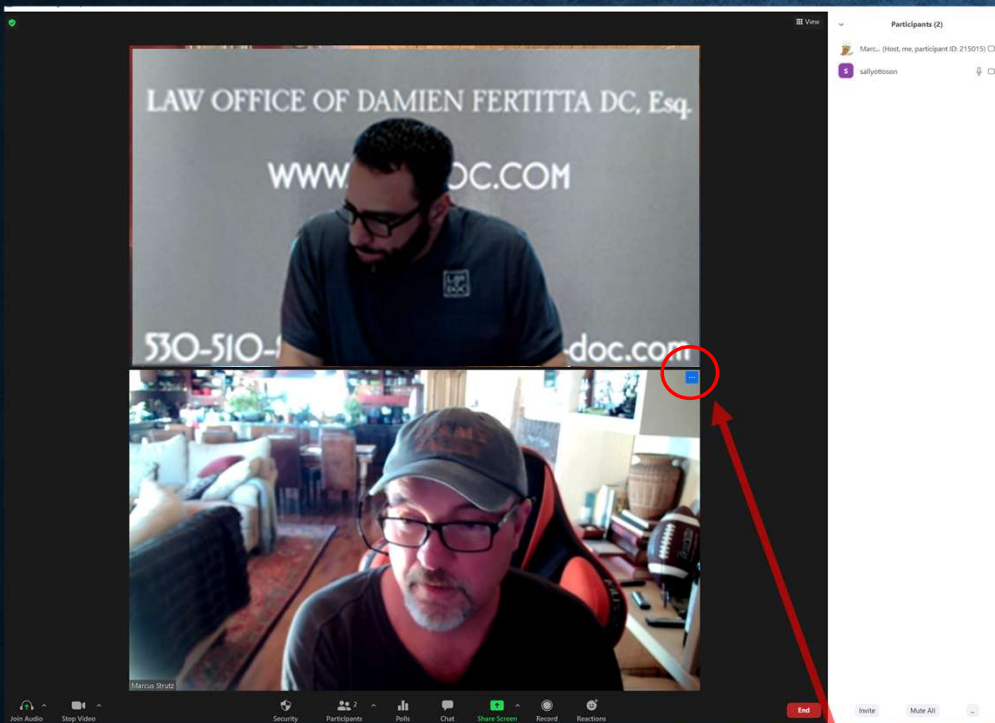
99359 is for each additional 30 minutes after the first hour. You must spend at least 71 minutes to bill this code.

The background of the slide features a man in a blue shirt and glasses, with text that reads "CHIROPRACTOR'S ATTORNEY", "LAW OFFICE OF DAMIEN FERTITTA DC, Esq.", "WWW.DC.COM", and "530-510-1111".

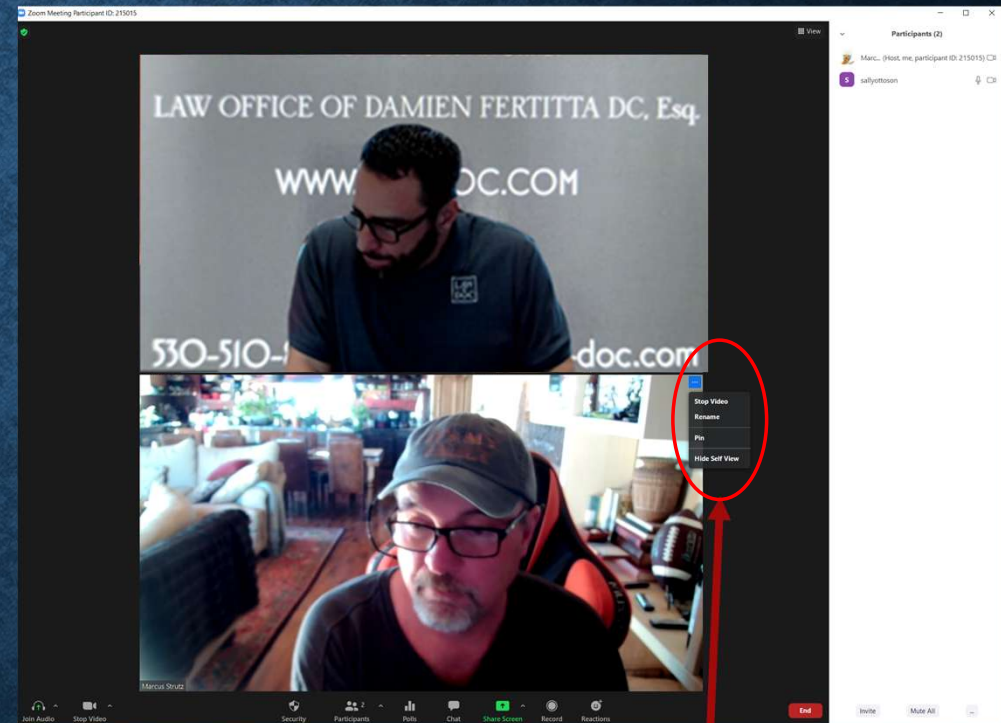
On the right side of the Zoom interface, the "Participants" panel is open, showing a list of 60 participants. The "Participants (60)" title is circled in red. The list includes names like Damien Fertitta (Host), Amerigo Biollo, Adrienne Volpert, Alexander Khanin, Allison Stamos, Allison Catapano, Antonio Maya, Bashar Amso, Ben Pun, Bill Schieve, and Brenda R. Castillo. Below the list, there are buttons for "Invite" and "More Actions".

At the bottom of the Zoom window, the "Participants" icon in the toolbar is also circled in red. The toolbar includes icons for "Join Audio", "Start Video", "Security", "Participants", "Polls", "Chat", "Share Screen", "Record", and "Reactions".

Screen Name: To change your screen name hover over your picture, click on the 3 dots top right of your picture, click on Rename, type your name.



3 dots top right of your picture



click on Rename, type your name

Chat: click on icon to see chat room on the right of the zoom screen. Here we'll give you the exam link and tech support phone numbers

The screenshot shows a Zoom meeting in progress. The main window displays a presentation slide titled "CHIROPRACTOR'S ATTORNEY" and "LAW OFFICE OF DAMIEN FERTITTA DC, Esq." with the website "WWW.DC.COM" and phone number "530-510-1". A smaller inset window on the left shows a document titled "99358 and 99359" with text about billing codes. On the right, the "Participants (50)" list is visible, showing various participants with their names and status. Below the list, the "Chat" window is open, displaying a message from "Me to Everyone" with a link to "https://www.onlineexambuilder.com/dist/ancicvc-fhrs-billing-coding-ca-#20-11-11043/exam-824804". The chat also shows phone numbers for "Damien's phone 775.287.4988" and "Marcus' phone 707.972.0047". At the bottom of the Zoom interface, the "Chat" icon is circled in red.

Zoom Meeting Participant ID: 617309

You are viewing Damien Fertitta's screen. View Options

Participants (50)

Find a participant

Mar... (Co-host, me, participant ID: 617309)

DF Damien Fertitta (Host)

AB Amerigo Biollo

AV Adrienne Volpert

AK Alexander Kharin

AS Allison Stamos

AC Allison Catapano

AM Antonio Maye

BA Bashar Amoo

BP Ben Pun

BS Bill Schieve

BR Brenda R. Castillo

Invite Mute All

Chat

From Me to Everyone:

<https://www.onlineexambuilder.com/dist/ancicvc-fhrs-billing-coding-ca-#20-11-11043/exam-824804>

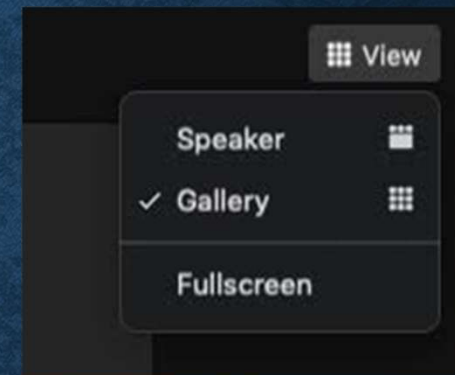
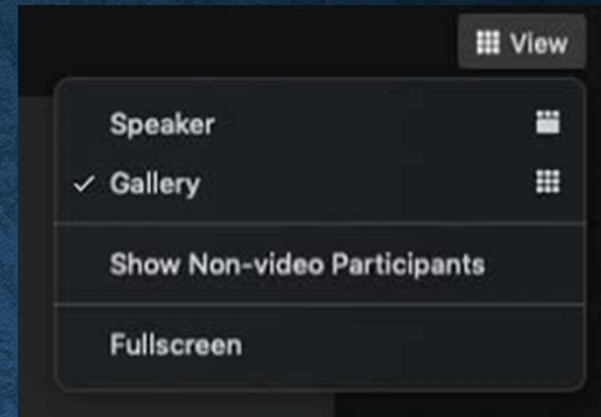
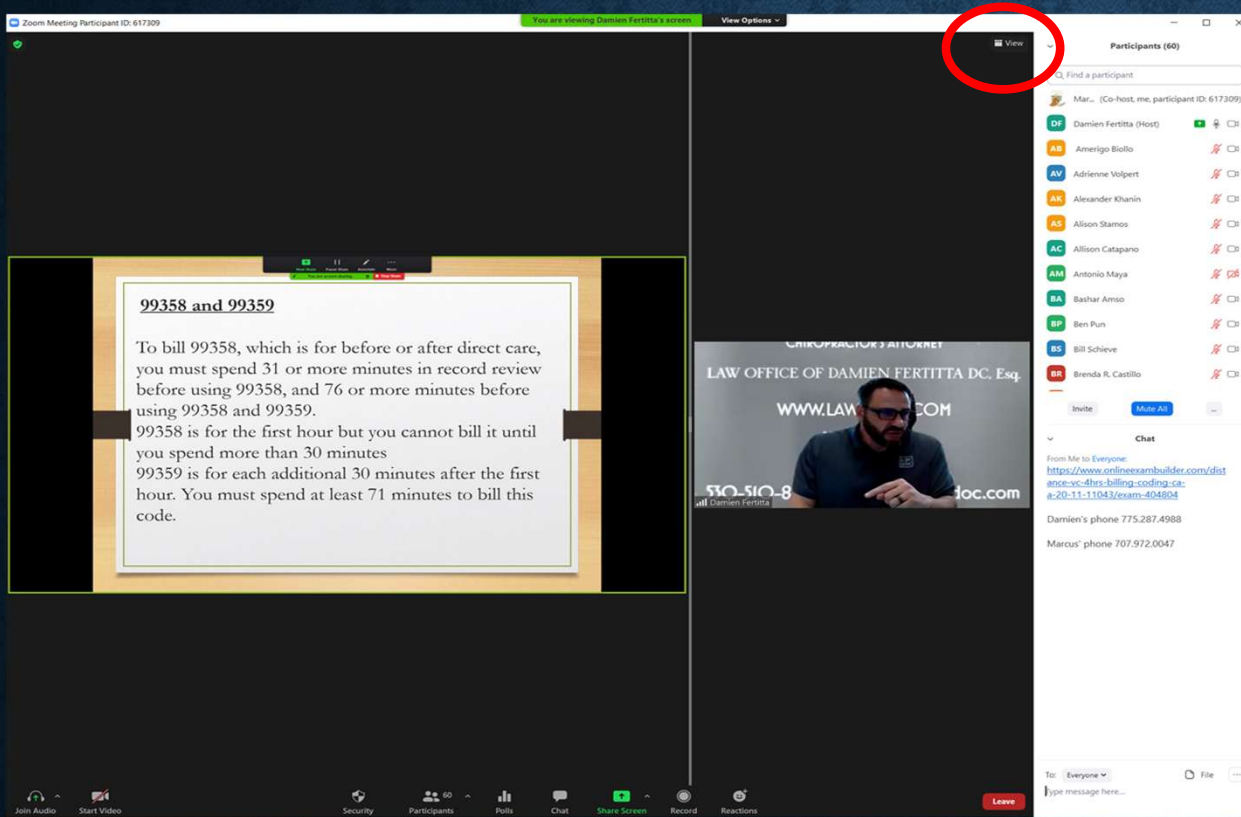
Damien's phone 775.287.4988

Marcus' phone 707.972.0047

To: Everyone

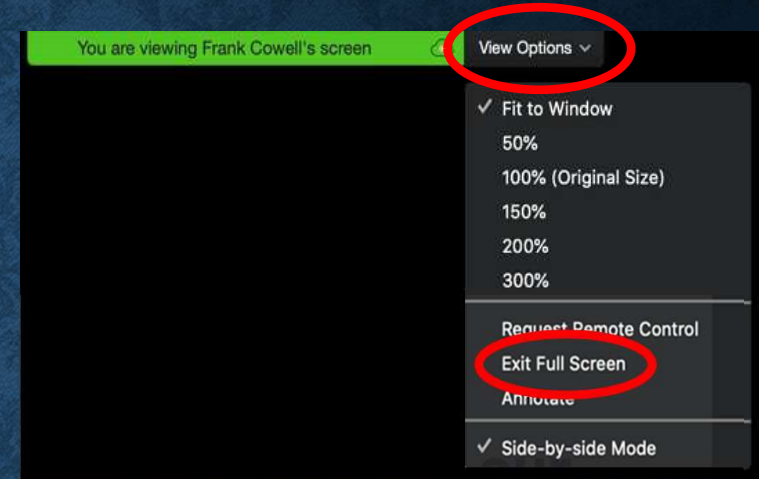
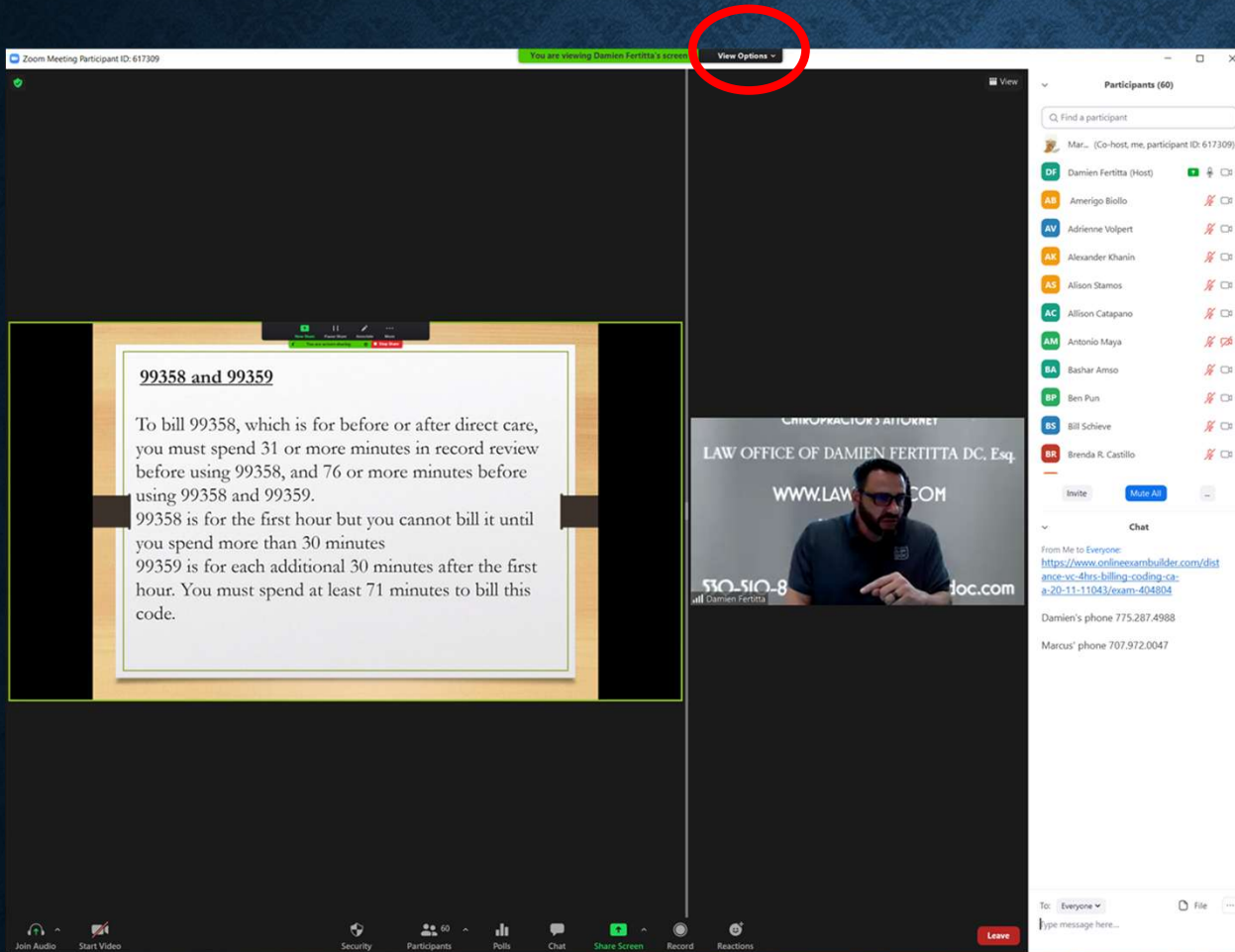
Type message here...

Join Audio Start Video Security Participants Polls Chat Share Screen Record Reactions Leave



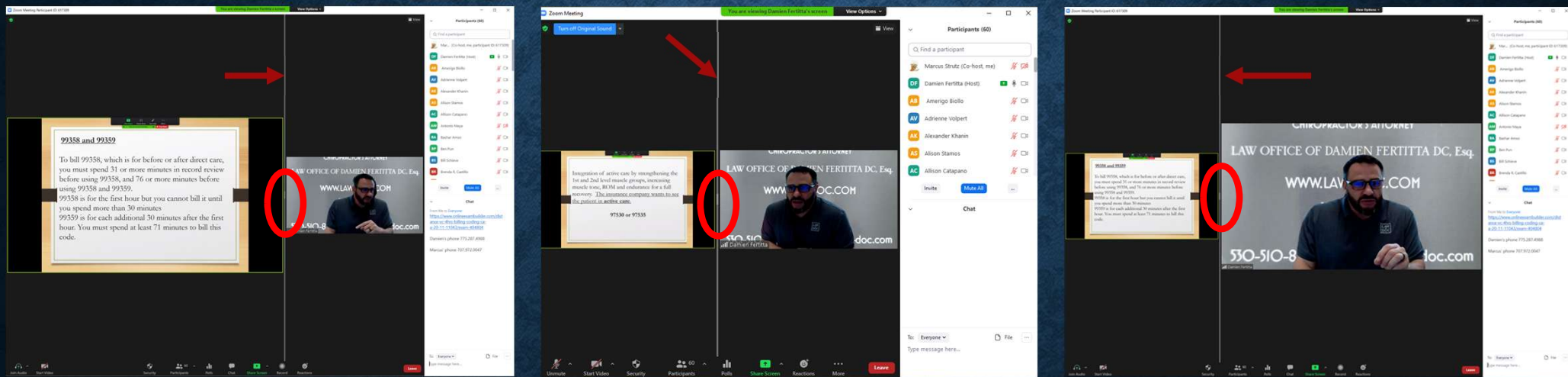
View: click on icon to change view. Click on Speaker or Gallery to alter your view. Click on Fullscreen to expand view over your entire screen. To exit Fullscreen click on View icon and click on exit Fullscreen or click on Esc key on your keyboard, (top far left key)

BACK TO CHIROPRACTIC & ZOOM CONTROLS



View Options: click on icon to change your view.
To exit Fullscreen click on View icon and click on exit Fullscreen OR click on Esc key on your keyboard, (top far left key)

View Options: changing size of PowerPoint slides and/or Speaker size. Click and hold on the two vertical lines between the speaker and the slide, and then move those two bars left or right to get the desired size.



Click and hold and push right
for a larger slide view

Click and hold and push left
for a smaller slide view

What if everything crashes?

Your Zoom crashes: simply go to: backtochiropractic.net and click on the Zoom Link again.

Our Zoom crashes: stay on Zoom and we'll be back ASAP.
We have volunteer back-up hosts.

For class credit and your certificate, you MUST:
be logged into Zoom the entire time &
start and finish as directed.

Reasons for NO credit:

Starting late.

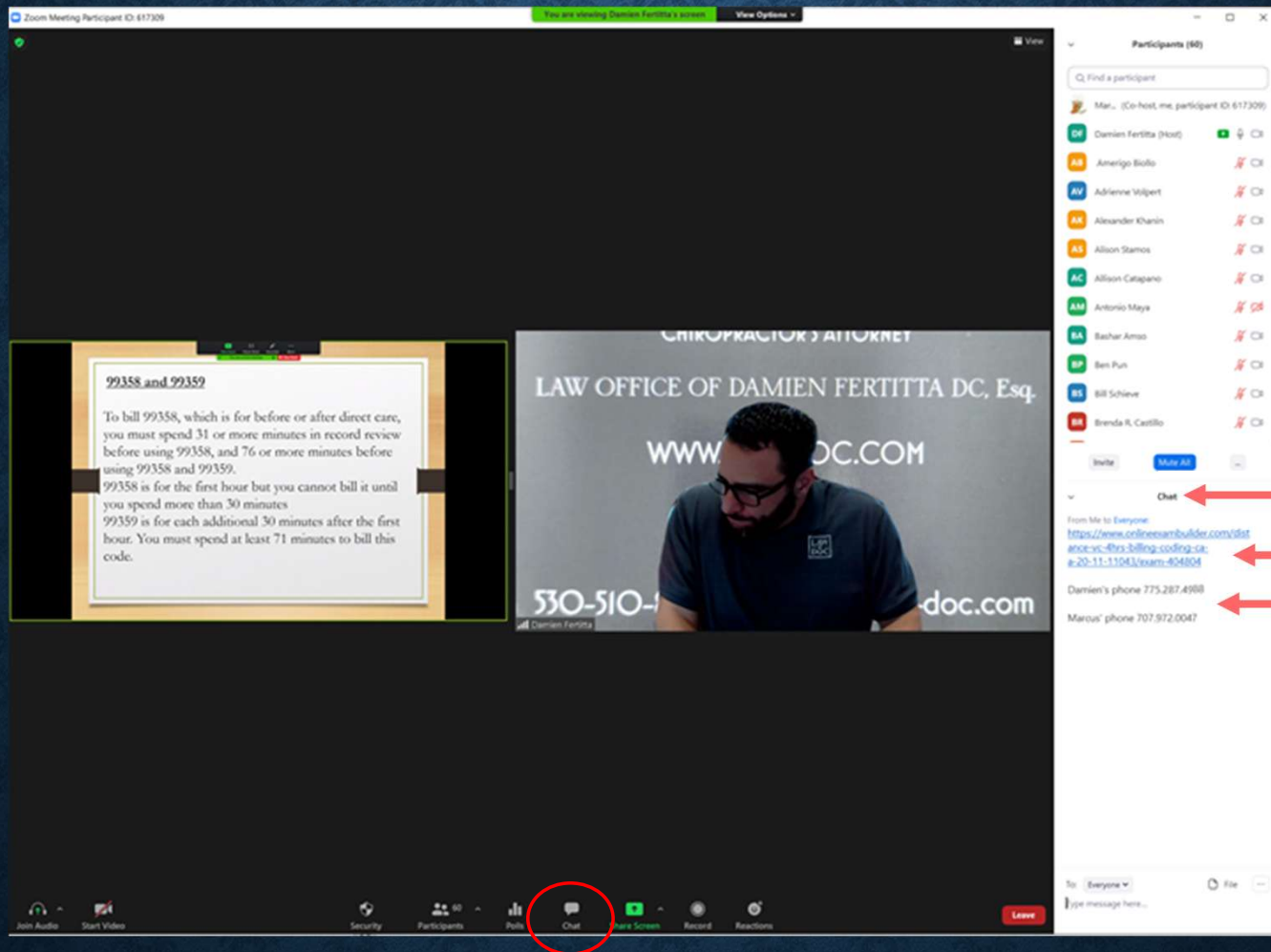
If you're having tech issues you MUST contact us: via
chat, phone call or email: marcusstrutzdc@gmail.com

If all else fails call us:

Damien: 775.287.4988

Marcus: 707.972.0047

Certificate: click on chat icon to see chat room on the right of the zoom screen. Click on link.



At the end of class, you can download your certificate and we'll also email it to you in a few minutes.

Click on Start test

Click on Start test or Continue the test if your test crashed.

Live CE Zoom: 2 Hrs Ethics & Law: Practical ~ CA-C-25-07-05023

Start test ▶

Attendance & Certificate:

This is how we insure attendance & send you a certificate.

Instructions:

1. Click on **Start test** button on the upper right.
2. **Enter your details.** (Be accurate as this info appears on your certificate).
3. Click on **Start** button at the bottom.
4. During the class the instructor will say what word to click on.
5. Click on the word given. You can not go back and answer again.
6. Click on Next question > at the bottom to get to the next question.
6. If you pass, (80%) you can download your certificate. A copy will also be emailed to you. If you fail, you will need to retake the ZOOM course.

Enjoy the course!

Marcus Strutz, DC
Back To Chiropractic CE Seminars

Enter your details

Name *

Email address *

Phone number *

DC License # *

State licensed in? *

Start

Enter your details, triple check for accuracy, then click on Start.

Distance VC 6 Hrs ~ Neuro Made Easy ~ CA-A-20-11-11047

Continue the test ▶

Start a new session

Welcome to Back To Chiropractic Distance VC CE exams via ZOOM.

You must register/pay first. If you haven't, please return to: backtochiropractic.net to complete your registration.

ZOOM Exam Process: Read all instructions before starting!

1. Click on **Start test** button on the upper right.
2. **Enter your details.** (Be accurate as this info appears on your certificate).
3. Click on **Start** button at the bottom.
4. During the ZOOM presentation the instructor will answer the questions as you go. **DO NOT** go ahead as you will not get credit if you finish early.
5. Click **ONCE** on the correct answer, it will flash green. If you answer a question incorrectly it will flash red & the correct answer will flash green. You can not go back and answer again.
6. If you pass, (85%) you can download your certificate. A copy will also be emailed to you. If you fail, you will need to retake the ZOOM course.

If you need help, I'm a phone call away... 707.972.0047 or email: marcusstrutzdc@gmail.com

Thanks for taking Online CE with us.

Marcus Strutz, DC
Back To Chiropractic CE Seminars
backtochiropractic.net
33000 North Highway 1
Ft Bragg CA 95437

Click on answer only once.