

BACK TO CHIROPRACTIC & ZOOM

No more traffic!



Great cup of coffee, a comfy couch & great food!

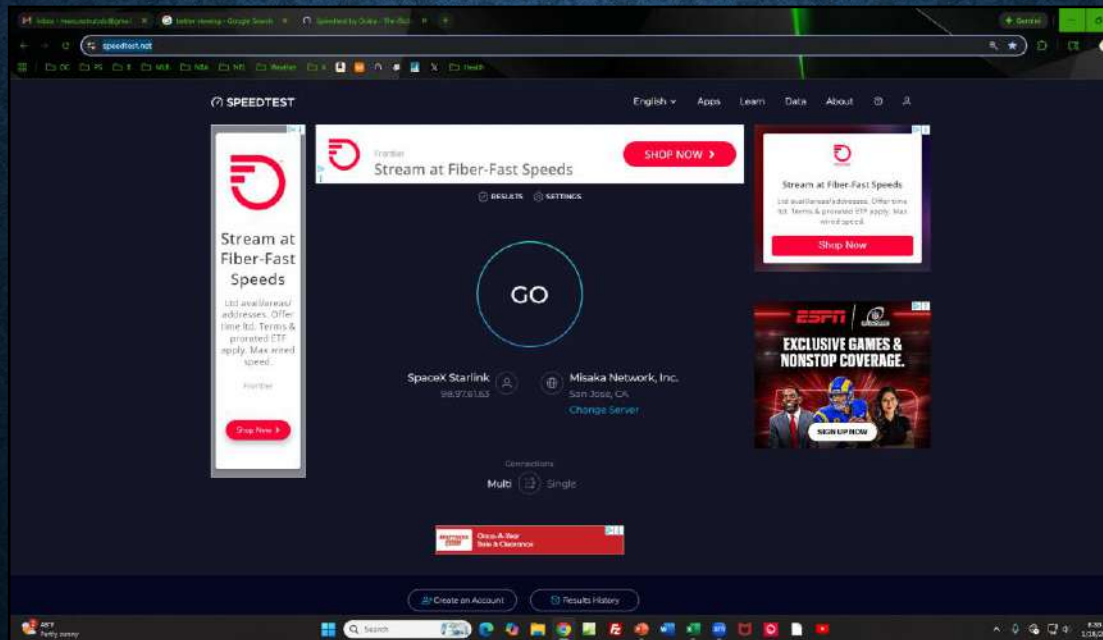
speedtest.net

If you keep crashing, it is likely your connection speed. To check go to speedtest.net

Your speed should be at LEAST

0-20 Mbps download and 5 Mbps upload

I am connected with Sky Link and my download is around 300 and upload is around 40



The screenshot shows the speedtest.net website interface. The main content area features a large circular button with the text "GO" in the center, indicating the start of a speed test. Below this button, the test is identified as "SpaceX Starlink" with the IP address "98.97.26.183". The test is being conducted on a "Miaka Network, Inc." server located in "San Jose, CA". The connection type is listed as "Change Server". The interface also includes navigation links for "English", "Apps", "Learn", "Data", and "About". There are several promotional banners, including one for "Stream at Fiber-Fast Speeds" and another for "EXCLUSIVE GAMES & NONSTOP COVERAGE" featuring ESPN and MLB logos. The bottom of the page has a "Create an Account" button and a "Results History" link. The Windows taskbar is visible at the bottom of the screen, showing the time as 8:30 AM on 1/24/2024.

Better Viewing: Smart TV Internet app

Go to Smart TV apps: click on internet app

Navigate to backtochiropractic.net

& click on Zoom Link



Live Zoom CE Seminars

"I'd never taken technique on Zoom before, absolutely loved it!"

| | | |
|-----------------|--------------------|-----------------|
| Registration | Live Zoom Seminars | Online Seminars |
| CE Requirements | DC Listings | Free Materials |

Zoom click to join: April 11th - Hx & Exam 8am - Billing 11:45am








Zoom now counts for Live Hours in California!

To register/pay: select TOTAL Live Zoom & Online hours in pull-down menu
No need to tell us which courses you'll take, you're simply purchasing hours
Zoom: click on link above 5 mins before seminar
Confirmation/receipt is emailed once the registration is complete

Registration

Zoom: Download & Updates ~ Tutorial: Avoiding Tech Issues

Open a free account, works best on Chrome browser, avoid using a phone
The Board requires a camera, mic & speakers
Know how to use the microphone, video, chat & view functions on Zoom
Get help BEFORE the class if needed

| | | | | | | |
|---|---|--|---|---|--|---|
|  Marcus Strutz |  Larry Adams |  John Campise |  Steve Eggleston |  Damien Ferritta |  Liesel Orend |  Jennifer Priddy |
|---|---|--|---|---|--|---|

Better Viewing: HDMI or DP cable

Hard wire your Smart TV to your computer.

Go to computer settings > Display Settings and select Duplicate displays.



HDMI cable



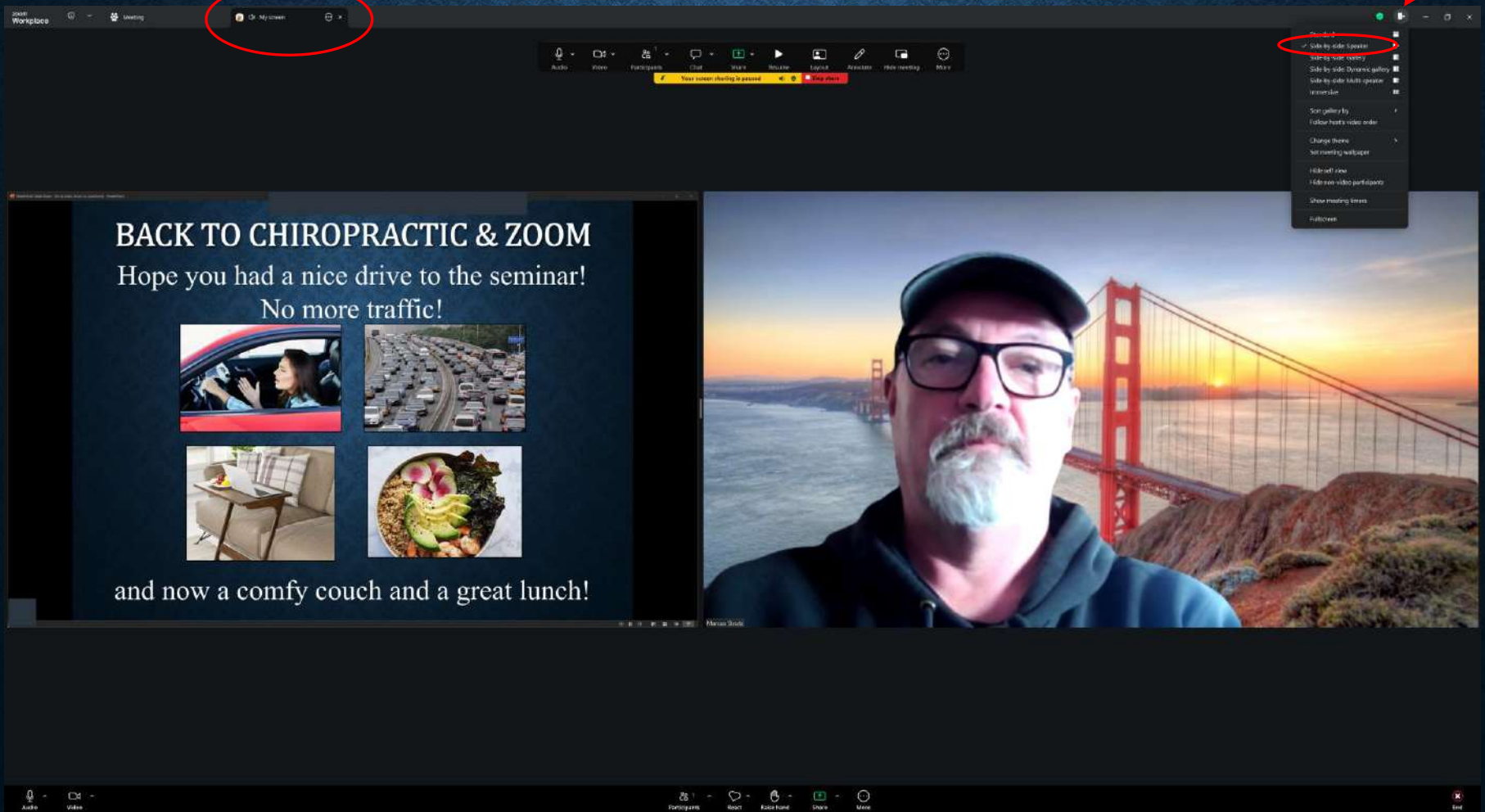
DP cable



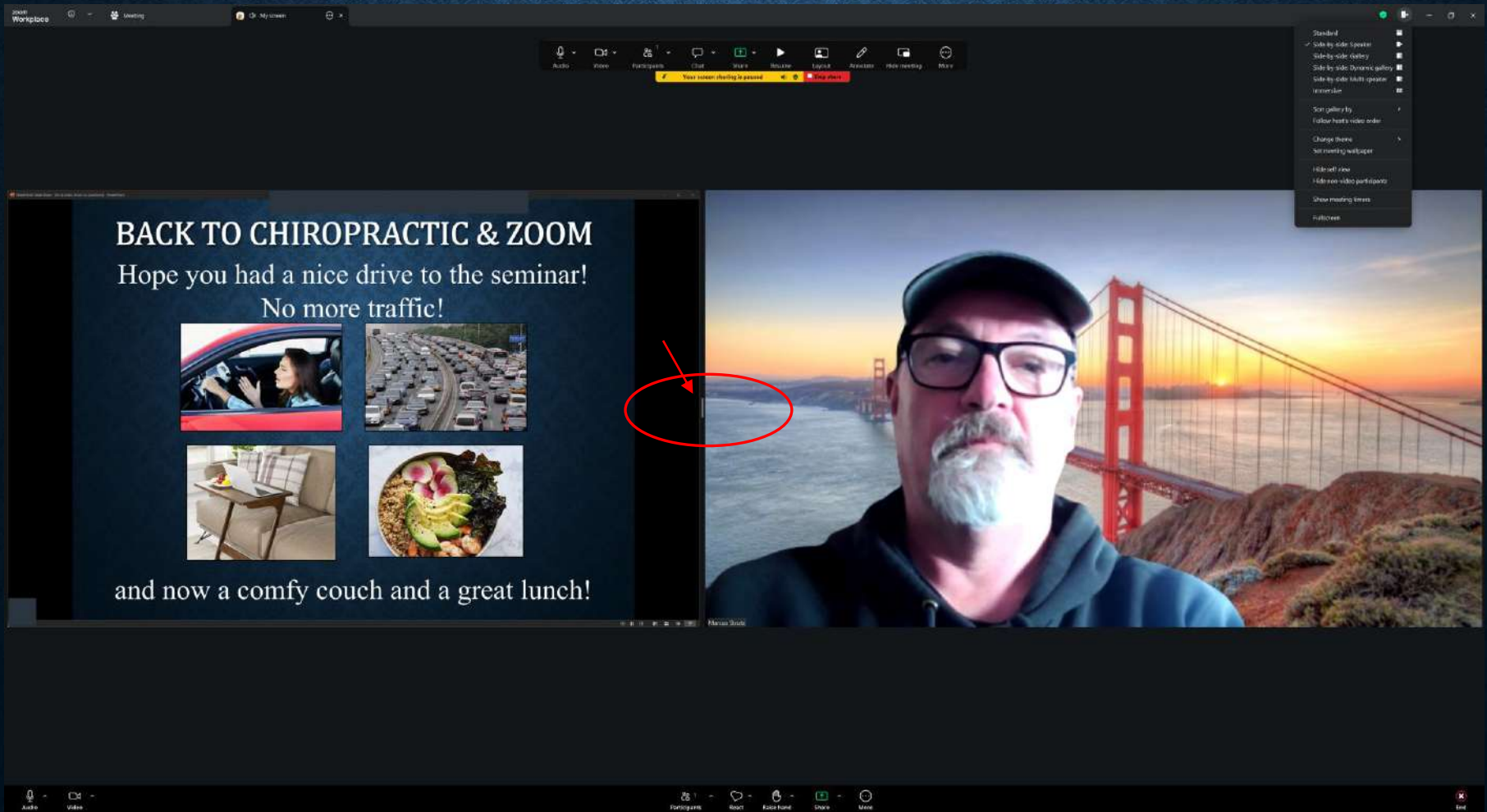
Better Viewing: Cell Phone to Smart TV:
Google your phone and TV for specific instructions.
iPhone mirroring allows you to display and control
your iPhone's screen on a Mac (macOS Sequoia) or
TV (via AirPlay) using the same Wi-Fi network



Better Viewing: Speaker & Notes side-by-side
Click My screen, top left. Click icon to right of green shield, top right. Click & select Side-by-side Speaker



Better Viewing: Slide vertical gray bar
Click on vertical gray bar between speaker & notes.
Slide it left or right to increase or decrease the size of the
notes or speaker.



Cameras: Keep them on and stay in view the best you can. Turn OFF when necessary!

Feel free to get up and move around!

Remember that we can see everything behind you, and everything you do, so watch for friends & family behind you!

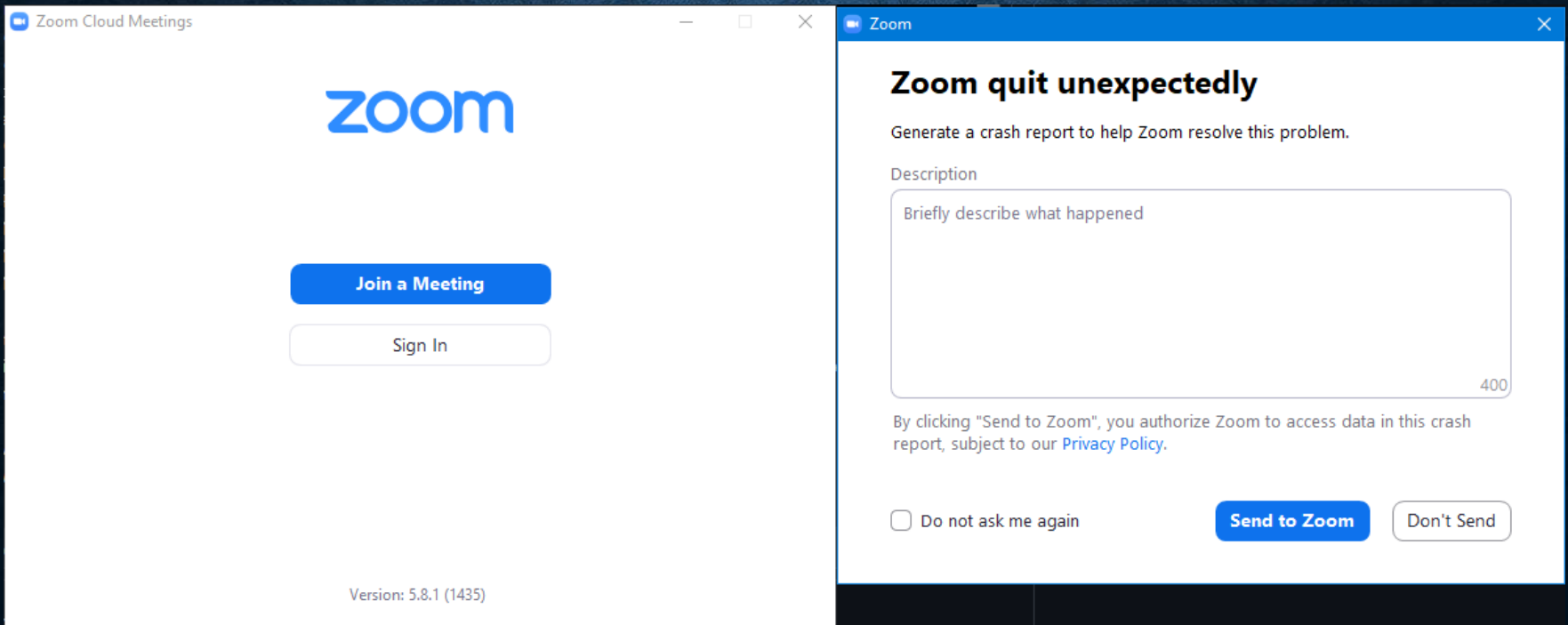


Microphones: keep yourself Muted unless you are interacting with the instructor

What if everything crashes?

Your Zoom crashes: simply go to:
backtochiropractic.net and click on the Zoom Link again.

Our Zoom crashes: stay on Zoom and we'll be back
ASAP. We have volunteer back-up hosts.



Chiropractic Board Rules

You can't take an Online Seminar while you on a Zoom Seminar or at a Live In-Person Seminar

You can only take 12hrs maximum in one day,
After today's Zoom Seminar you could take

 Hours

The screenshot shows the official website of the California Board of Chiropractic Examiners. The header includes the state seal and navigation links for 'Contact Us', 'Enforcement', and 'Laws & Rules'. A search bar is located in the top right. Below the header, a navigation menu lists 'CONSUMERS', 'APPLICANTS', 'LICENSEES', 'PUBLICATIONS', and 'ABOUT US'. The main banner features the board's logo and the text 'BOARD of CHIROPRACTIC EXAMINERS STATE OF CALIFORNIA'. A section titled 'The Mission of the Board of Chiropractic Examiners' states the board's goal to protect public health and safety. Two prominent buttons are labeled 'File a Complaint' and 'Renew Online'. An 'Important Updates' section lists several news items, including expedited license application processing, new RCF fee schedules, and COVID-19 related guidance. On the right side, there are portraits of the Governor (Gavin Newsom), Secretary (Tancisha Moss), Acting Director (Christine Ialy), and Executive Officer (Kerri Pauley), along with a 'License Search' button.

For class credit and your certificate, you MUST:
be logged into Zoom the entire time &
start and finish the exam as directed.

Reasons for NO credit:

Starting late or not knowing there was an exam.

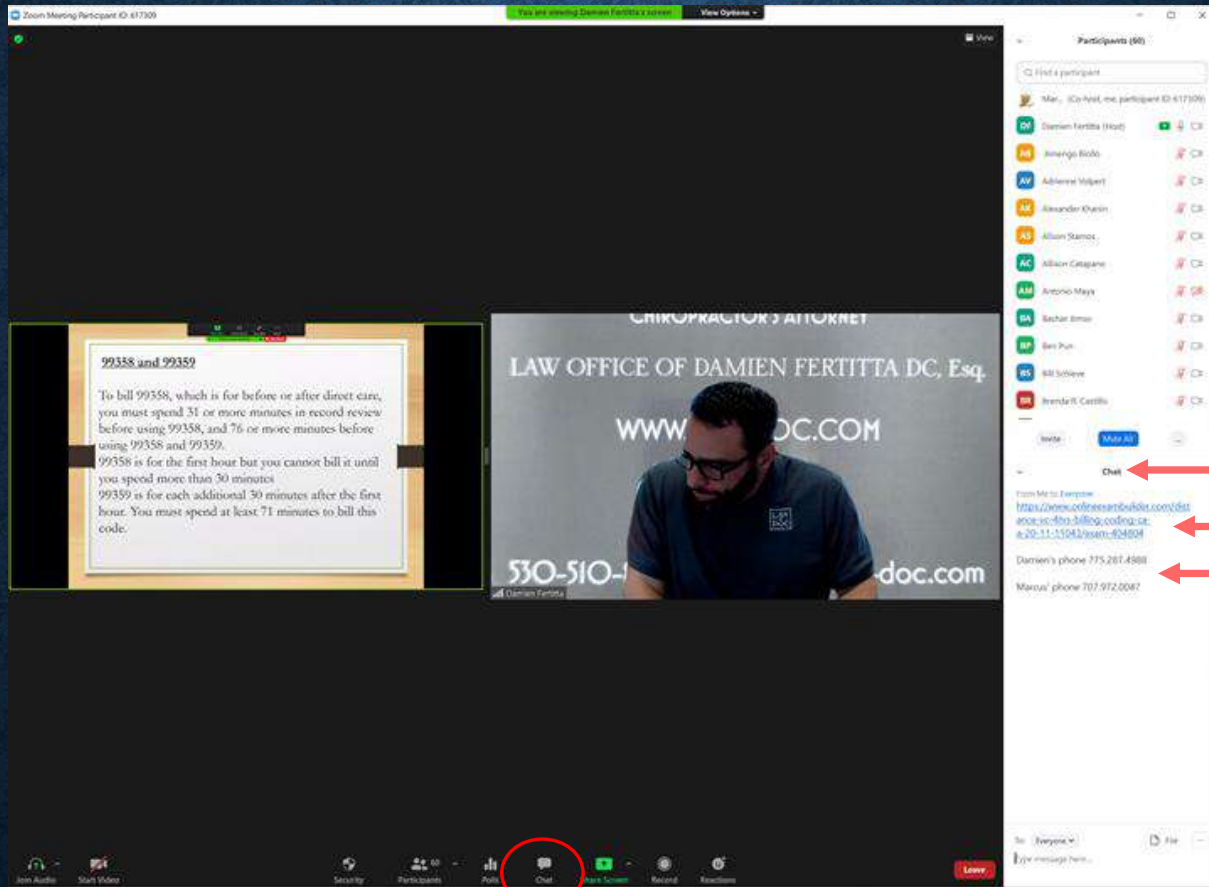
If you're having tech issues you MUST contact us:
via chat, email: marcusstrutzdc@gmail.com

Or phone call or

Damien: 775.287.4988

Marcus: 707.972.0047

Certificate: click on chat icon to see chat room on the right of the zoom screen. Click on link.



Follow certificate prompts & download your certificate. We'll also email it to you.

Click on Start test

Enter your details,
check for accuracy,
then click on Start.

Live CE Zoom: 6 Hrs Nutrition ~ CA-C-25-12-11049

Start test

Welcome to Back To Chiropractic Certificate Program

Certificate Process:

1. Open chat room in Zoom.
2. Click on blue link that is underlined and begins with <https>
3. Click on **Start test** button on the upper right.
4. **Enter your details.** (Be accurate as this info appears on your certificate).
5. Click on **Start** button at the bottom.
6. Click on *"Yes I did"*, if you **attended the entire seminar.**
7. Click on Submit answer >
8. Click on red Download certificate button.
9. Certificate will be downloaded to your device & emailed to you.
10. You have completed the seminar & you can end the Zoom meeting.

If you need help, I'm a phone call away... 707.972.0047
or email: marcusstrutzdc@gmail.com

Thanks for taking Live Zoom CE with us.

Marcus Strutz, DC
Back To Chiropractic CE Seminars
backtochiropractic.net

Enter your details

Name *

Email address *

Phone number *

DC License # *

State licensed in? *

Start

Click on Start test or Continue the test if your test crashed

Live CE Zoom: 6 Hrs Nutrition ~ CA-C-25-12-11049

[Continue the test](#) ▶

[Start a new session](#)

Welcome to Back To Chiropractic Certificate Program

Certificate Process:

1. Open chat room in Zoom.
2. Click on blue link that is underlined and begins with [links](#)
3. Click on **Start test** button on the upper right.
4. **Enter your details.** (Be accurate as this info appears on your certificate).
5. Click on **Start** button at the bottom.
6. Click on **"Yes I did", if you attended the entire seminar.**
7. Click on Submit answer >
8. Click on red Download certificate button.
9. Certificate will be downloaded to your device & emailed to you.
10. You have completed the seminar & you can end the Zoom meeting.

If you need help, I'm a phone call away... 707.972.0047
or email: marcusstrutzdc@gmail.com

Thanks for taking Live Zoom CE with us.

Marcus Strutz, DC
Back To Chiropractic CE Seminars
backtochiropractic.net

By obtaining today's certificate, you are declaring under penalty of perjury, that you personally attended this course today, on the listed date, and that you personally attended the listed hours of coursework.

Yes I did

No I am cheating

[Submit answer >](#)

Click on answer *"Yes I did"*,
if you attended the entire seminar.
Click on Submit answer >

Your score is 100%

You've completed the exam. You scored 1.00 out of 1.00 points.

Passed

Based on this result, you earned a certificate.



Click on red Download certificate button

Certificate will be downloaded to your device & emailed to you